


PEOPLE TO PEOPLE INTERNATIONAL
A PROUD PARTNER OF GLOBAL YOUTH SERVICE DAY



Global Youth Service Day Action Pack



**How to plan and implement a successful
Global Youth Service Day Project**

What is Global Youth Service Day?

Global Youth Service Day (GYSD) is an annual global event that encourages the service work of youth around the world. GYSD is the largest service event in the world and throughout the past 20 years, it has mobilized more than 40 million people in more than 100 countries worldwide. Since 2000, Youth Service America has worked to annually coordinate GYSD in association with the National Youth Leadership Council and a

variety of other international organizations and coordinating committees. **People to People International (PTPI)** is a proud member of the coordinating committee for GYSD, and each year PTPI student members join in the celebration of this global event. Uniting their hearts, hands and voices, PTPI members help their communities and the world by organizing service activities and promoting *Peace through Understanding*.

GOALS OF GLOBAL YOUTH SERVICE DAY

- **TO MOBILIZE** youth as leaders to identify and address the needs of their communities through service and learning
- **TO SUPPORT** youth on a lifelong path of service and civic engagement
- **TO EDUCATE** the public, the media and policymakers about the year-round contributions of young people as community leaders

GYSD: Looking Back

In 1988, Youth Service America (YSA) and the Campus Outreach Opportunity League organized the first National Youth Service Day, then called "A Day in the Life of Youth Service." In 2000, YSA founded GYSD by adapting the successful model of National Youth Service Day in the United States. The event is now referred to as Global Youth Service Day in the United States and overseas.



In celebration of Global Youth Service Day 2009, **PTPI's Kiev, Ukraine (Kyivites) Student Chapter** completed several projects within its community, including participating in the Lingvofestival, an event that promoted *Peace through Understanding* among different cultures.

Planning a Service Project 101

Are you ready to start planning a GYSD project and have no idea where to start?

Don't worry. Planning a service project doesn't have to be painful! **Start by forming a GYSD planning committee.** To identify service needs, simply think about the strengths and weaknesses of your local and global community. Here are some ways to get started:

- Interview local officials about challenges facing the community and brainstorm how students might address these needs.
- Look through your local newspaper for compelling stories or needs.
- Walk through your neighborhood and observe the strengths and weaknesses of your community first-hand.
- Visit with other students working on a service-learning project to generate ideas.
- Research area community organizations that you could volunteer at or help support through fundraising.
- Visit www.ptpigysd.org for more ideas on how to start your GYSD project and to share your project idea with PTPI!



In celebration of Global Youth Service Day 2009, **PTPI's Atlanta, Georgia Student Chapter** raised funds and awareness about the war stricken Darfur region. The chapter also attended the Invisible Children global event "The Rescue."

Why don't you...

Dive into a PTPI-sponsored project such as Operation International Children or the Global Landmine Initiative! Start by planning projects at low or no cost, organizing school supply collection drives or planning events to raise awareness. Get started today by downloading the Global Landmine Initiative Action Pack [here](#) and an OIC Action Pack [here](#).

After the GYSD planning committee has identified the strengths and weaknesses in its local and global community, decide on the top three to five service needs and brainstorm project ideas that address these needs. Next, talk about what you like best and least about each project idea, asking:

Does the project idea address a need in our community?

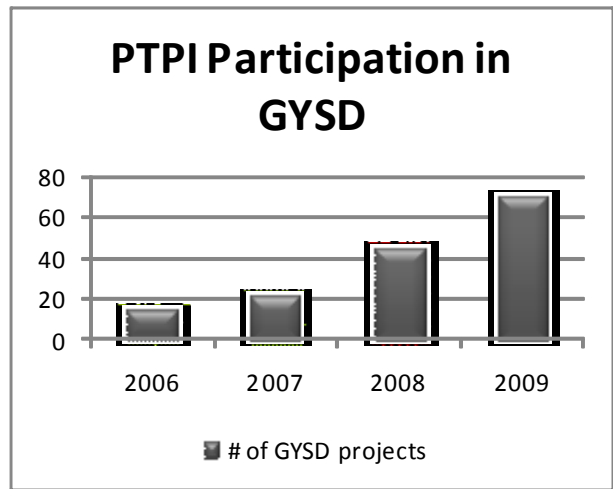
Will our participants get excited about carrying out this project?

Will our project be able to draw community support?

Finally, select the service project that your group feels it will best be able to implement!

Looking Back: PTPI and GYSD

From 2006 to 2009, PTPI student members more than tripled their participation in GYSD. In 2009, 70 projects planned by People to People International student members in 22 countries mobilized 3,400 volunteers in celebration of the 10th annual Global Youth Service Day. Around the world, these student members were joined by millions of young individuals who came together to support their communities.



PTPI is proud of its student members for making GYSD successful year after year.

With your help, we know that PTPI members will have an even greater impact across the globe during GYSD each year.

From beach cleanups to food drives, PTPI student members have creatively impacted their communities through their GYSD initiatives. Look at just a few of the great projects that PTPI student members sponsored in the past:

- **PTPI's Ankara, Turkey (Kids of Gordion) Student Chapter** participated in a project to benefit the community. The chapter initiated a clean-up project in areas surrounding the chapter's school, including a local park, shopping center and the main road. In the future, the chapter plans to continue to demonstrate its commitment to service by cleaning the school garden once a month and cleaning the park and other areas once every six months.
- A **PTPI student member in San German, Puerto Rico** planned the "Dia de las Mascotas - Day of Pets" event at the San Jose College. All members of the community were encouraged to come, as there were appearances made by veterinarians, local pet stores and educational presentations provided by veterinarians and the

Saint Francis of Asis's Sanctuary (SAFA), an organization that shelters homeless cats and dogs. Additionally, there were fashion shows, beauty contests, raffles and chances to adopt animals.

- **PTPI's Brooklyn, New York (LMGHS) Student Chapter** sponsored a bake sale raising \$557 for the Save Darfur organization. Additionally, the chapter hung posters and sponsored awareness activities informing others about the current situation in Darfur. The chapter continued its focus on Africa by participating in an AIDS walk in New York City in May in order to promote AIDS treatment and awareness.
- **PTPI's Yongin, South Korea (HAFS) Student Chapter** organized a project to benefit the global community. The chapter sponsored a fundraiser and sold cookies to benefit the Operation International Children organization. The chapter successfully sold all of the cookies it had prepared for the fundraiser and looks forward to supporting Operation Iraqi Children again during future service projects.

Organizing Your Service Project



PLANNING TIP

Form a GYSD planning committee. Keep the lines of communication open with your team members! Be clear about expectations, responsibilities and deadlines, and continually check in with your team.

After your group has chosen the service project idea that you have the most resources and abilities to carry out, generate specific goals for your group by addressing the following areas:

- **NEEDS** — Why is this project is needed?
- **PURPOSE** — How will this project help?
- **PARTICIPATION** — Who will help and what they will do?
- **OUTCOMES** — What do you expect to happen as a result of your work?
- **HOW YOU WILL CHECK OUTCOMES** — What evidence will be collected and how it will be used?
- **RESOURCES** — What is needed to get the job done?

Assigning Roles and Responsibilities

Once you have decided what the goals of your project are, it's time to make it happen by having the planning committee assign tasks and to each team member. Some duties that will need to be assigned are:

- Overall leadership and coordination of the project such as setting a meeting/communication schedule, project timeline, and progress reports
- Communicating with the agency or organization where the service-learning project will take place
- Engaging community partners
- Securing funds and in-kind donations
- Recruiting and managing participants
- Planning a short kickoff event



In celebration of GYSD 2009, **PTPI's Durban, South Africa (Hillcrest High School) Student Chapter** spent time with handicapped individuals at Hillcrest Farms as one of three GYSD projects carried out by the chapter.

- Inviting local government officials to inspire participants at the kickoff
- Communicating with the media
- Planning a post-event celebration
- Thanking everyone who was involved in or supported the project

Making Your Project Happen

On the day of the project, you may find it helpful to create a schedule of the day's events. By including an exact breakdown of each event of the day with resources needed, location, person(s) responsible, and contact information, you can ensure that the project will be organized and run smoothly. Good management and advanced planning are key to completing a

Good management and advanced planning are key to completing a successful GYSD project.

successful GYSD project. The more people who know what is going on, the better your chance for success will be! Before your event starts, be sure to include an orientation for volunteers that explains the goals of Global Youth Service Day, information about the agency/site and related issues, the day's schedule and any other specific instructions.


PLANNING TIP

Expect the unexpected on the day of your project! Have a backup plan ready in case of rain or other delays. Make sure that the project goals are realistic and that the work can be completed by your team. Performing a mid-day assessment may be a good idea to gauge your team's progress. Above all, be prepared to be flexible and work through any obstacles that may arise!



In celebration of Global Youth Service Day 2009, **PTPI's Potomac, Maryland (Bullis School) Student Chapter** supported the Bullis School's 2nd Annual Cereal Drive. The chapter generated and delivered fliers to members of the local community and collected cereal for the Manna Food Center in Rockville, Maryland.

Sharing Your GYSD Project with Others



Publicizing your GYSD efforts will help draw attention to your group's efforts and success. Local newspapers, television and radio should be contacted, but more importantly, advertise to your peers, family and community. Take advantage of publicity opportunities at your school or community center by hanging posters or making announcements to create excitement for your GYSD project. If your project involves working with any partner agencies, utilize resources they may have and publicize your event through their networks.

After Global Youth Service Day

Strong follow-up is an important part of any service project. Here are a few steps for your group to take post GYSD:

1 Thank volunteers for their involvement. Write thank you notes and recognize the contributions of any individual or group that helped make your project a success. Make your volunteers feel valued, since not only will they appreciate your thanks, but they will also be more likely to help you again in the future.

2 Reflect and evaluate. At the end of the day of your project, lead your group in a brief discussion about the outcome of your project. Ask questions such as: What worked well? What could your group have done to improve your project? What did your group learn from your project? Then, at a later date, meet with your planning committee to further discuss the success of your project. Finally, complete the GYSD project evaluation form and return it to PTPI, so we can learn how to better support you in the future.

3 Continue your service. As a group, think of ways that your team can work to support your GYSD project throughout the year. Use the success of your project to encourage other volunteers to become civically engaged and utilize any partnerships that you have formed to create continual volunteer opportunities.



In celebration of Global Youth Service Day, **PTPI's Central Valley, California (Stockton) Student Chapter** members worked 54 six hour shifts at the Stockton Asparagus Festival to raise money for the Piyali Learning Center in Calcutta, India.



In celebration of Global Youth Service Day, **PTPI's Kampala, Uganda (Angels of Humanity) Student Chapter** visited a slum in the Kisenyi area of Kampala and provided meals to the impoverished children in this location.

PLANNING TIP

Assign the role of historian to a member of your GYSD planning committee. Take photographs, videos and record what happens during your project. Then, share your success with PTPI so we can see and share the impact our student members make!

Global Youth Service Day Resources

There are many resources available to help your group plan a GYSD project!

- **People to People International's GYSD Web site — www.ptpigysd.org**

PTPI has created a Web site full of information about GYSD project planning and project ideas. Your projects can also be registered at the PTPI Web site.

- **Youth Service America's Global Youth Service Day Web site — www.gysd.org**

Visit the official YSA GYSD Web site to learn about projects other groups are planning and view the GYSD project map. Also, access media resources to publicize your project. Guide your GYSD project by using the GYSD planning resources.

All about project grants

Grants for PTPI Student Chapters

Two types of grants are offered for PTPI Student Chapters, a \$250 USD Chapter Grant and a Chapter Matching Funds Grant of up to \$1,000 USD. Applications for grants are accepted on a quarterly basis, but you need to apply by March 15 to receive a grant for GYSD. To apply, simply visit the download section of the PTPI Web site at www.ptpi.org and download the application.

Grants for all PTPI Student Members

Many outside organizations offer grants to fund service projects. Youth Service America maintains a list of current grants. Visit <http://servicewire.org/nsb/Grants-and-Awards> to learn more about the qualifications and deadlines of these grants.

“How wonderful it is that nobody need wait a single moment before starting to improve the world.”

-Anne Frank

CONTACT US

We want to support your GYSD project in any way possible. Please contact PTPI with any questions or for more information about GYSD. E-mail PTPI at intern2@ptpi.org or call +1.816.531.4701.

